



**ISK**  
BEARINGS

久大轴承有限公司  
JOTA BEARING CO., LTD.

JOTA



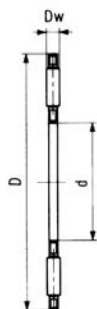


久大軸承有限公司  
JOTA BEARING CO., LTD.



針狀軸承  
**Needle Roller Bearings**

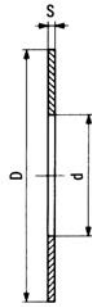
單向軸承  
**Drawn Cup Roller Clutches**

**NTB 針狀推力軸承**


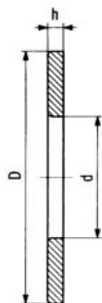
軸承型號 無內外輪 NTB	主要寸法(mm)			重量 (g)	基本動 定格荷重 C(kg)
	d	D	DW		
NTB 1024	10	24	2	3.3	730
NTB 1226	12	26	2	3.8	840
NTB 1528	15	28	2	4.1	880
NTB 1629	16	29	2	4.3	910
NTB 1730	17	30	2	4.5	930
NTB 1831	18	31	2	4.7	960
NTB 2035	20	35	2	6.1	1220
NTB 2542	25	42	2	8.2	1400
NTB 3047	30	47	2	9.4	1500
NTB 3552	35	52	2	10.6	1580
NTB 40603	40	60	3	22	2450
NTB 4565	45	65	3	24.5	2620
NTB 5070	50	70	3	26.5	2800
NTB 5578	55	78	3	33.5	3210
NTB 6085	60	85	3	38.5	3340
NTB 6590	65	90	3	41.5	3470
NTB 7095	70	95	4	61	4310
NTB 75100	75	100	4	65	4400
NTB 80105	80	105	4	68.5	4460
NTB 85110	85	110	4	72	4550
NTB 90120	90	120	4	92	5600
NTB 100135	100	135	4	119	6760
NTB 110145	110	145	4	129	7220
NTB 120155	120	155	4	139	7410
NTB 130170	130	170	5	225	10700

針狀軸承

## AS 針狀推力軸承

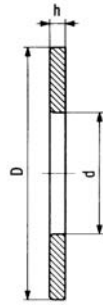


軸承型號 推力華司 AS	主要寸法(mm)			重量 (g)
	d	D	S	
AS 1024	10	24	1	2.9
AS 1226	12	26	1	3.2
AS 1528	15	28	1	3.4
AS 1629	16	29	1	3.6
AS 1730	17	30	1	3.7
AS 1831	18	31	1	3.9
AS 2035	20	35	1	5
AS 2542	25	42	1	6.9
AS 3047	30	47	1	7.9
AS 3552	35	52	1	8.9
AS 4060	40	60	1	12.1
AS 4565	45	65	1	13.3
AS 5070	50	70	1	14.5
AS 5578	55	78	1	18.5
AS 6085	60	85	1	22
AS 6590	65	90	1	23.5
AS 7095	70	95	1	25
AS 75100	75	100	1	26.5
AS 80105	80	105	1	28
AS 85110	85	110	1	29.5
AS 90120	90	120	1	38
AS 100135	100	135	1	50

**WS 針狀推力軸承**


軸承型號 (內輪) WS	主要寸法(mm)			重量 (g)
	d	D	h	
WS 1024	10	24	2.75	8
WS 1226	12	26	2.75	8.9
WS 1528	15	28	2.75	9.3
WS 1629	16	29	2.75	9.8
WS 1730	17	30	2.75	10.2
WS 1831	18	31	2.75	10.7
WS 2035	20	35	2.75	13.8
WS 2542	25	42	3	21
WS 3047	30	47	3	24
WS 3052	30	52	4.25	45
WS 3552	35	52	3.5	31.5
WS 3562	35	62	5.25	81
WS 4060	40	60	3.5	42.5
WS 4068	40	68	5	89
WS 4565	45	65	4	53.5
WS 4573	45	73	5.5	108
WS 5070	50	70	4	58.5
WS 5078	50	78	5.5	118
WS 5578	55	78	5	93
WS 5590	55	90	7	225
WS 6085	60	85	4.75	105
WS 6095	60	95	7.5	240
WS 60130	60	130	8	650
WS 6590	65	90	5.25	124

針狀軸承



軸承型號 (內輪) WS	主要寸法(mm)			重量 (g)
	d	D	h	
WS 65100	65	100	8	275
WS 7095	70	95	5.25	132
WS 70105	70	105	8	290
WS 70140	70	140	8	680
WS 75100	75	100	5.75	153
WS 75110	75	110	8	310
WS 80105	80	105	5.75	162
WS 80115	80	115	8.5	345
WS 80150	80	150	8	790
WS 85110	85	110	5.75	170
WS 85125	85	125	9.5	475
WS 90120	90	120	6.5	250
WS 90135	90	135	10.5	645
WS 90160	90	160	8	855
WS 100135	100	135	7	350
WS 100150	100	150	11.5	870
WS 100190	100	190	12	1920
WS 110145	110	145	7	380
WS 110160	110	160	11.5	950
WS 110200	110	200	12	2060
WS 120155	120	155	7	410
WS 120175	120	175	12	1190
WS 120220	120	220	12	2500
WS 130170	130	170	9	660

# JOTA BEARING



久大軸承有限公司

<https://iskbearing.com/>

TEL : +886-3-325-0202

E-mail : [iskbearing@jota-bearing.com.tw](mailto:iskbearing@jota-bearing.com.tw)

Address : NO.65, Ln.1434, ChunRi RD.,  
33051 Taoyuan, Taiwan, R.O.C

